COMPONENT SPECIFICATION	USE OR REPRODUCTION OF THIS DRAWING FOR THE PURPOSE OF MANUFACTURING THIS ARTICLE OR ANY ARTICLES SHOWN FOR ANY PURPOSE IS STRICTLY PROHIBITED WITHOUT WRITTEN PERMISSION FROM SENIOR INDUSTRIES, INC.

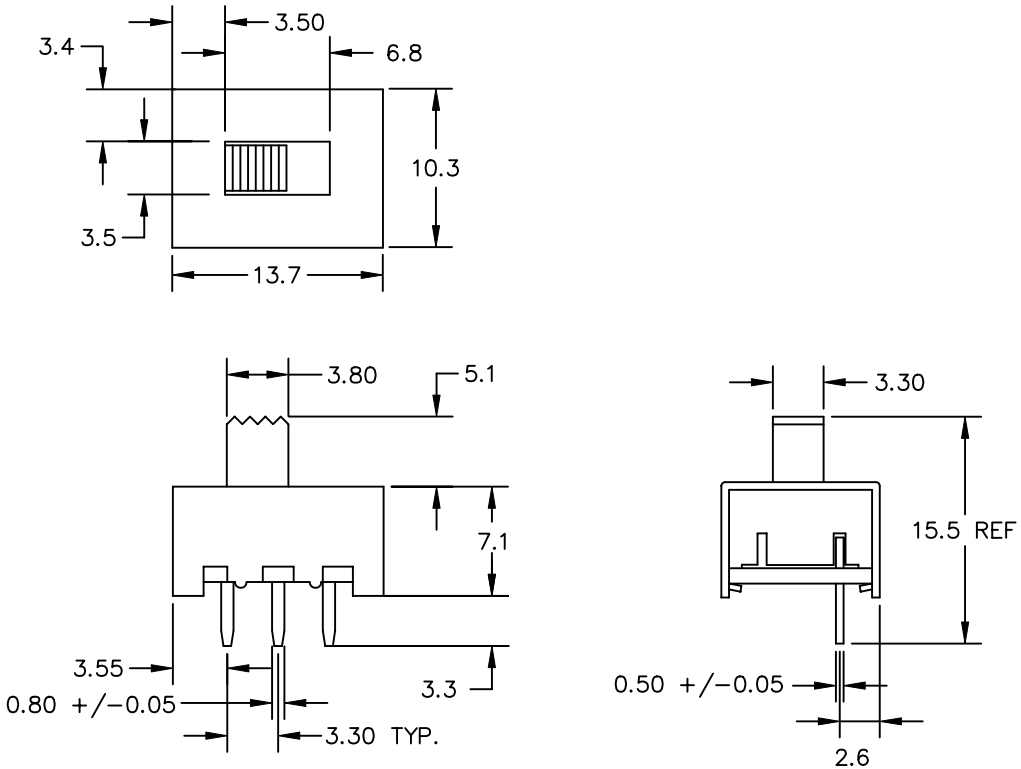

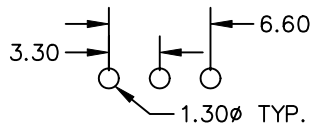

PCB LAYOUT
COMPONENT SIDE

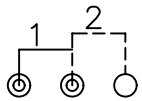

SCHEMATIC
(NON–SHORTING TYPE)

SPECIFICATIONS

ELECTRICAL:

CONTACT RATING:	300 mA @ 125 VAC
CONTACT RESISTANCE:	20 MILLIOHMS MAX.
INSULATION RESISTANCE:	100 MEGOHMS MIN. @ 500 VDC
DIELECTRIC STRENGTH:	500 V RMS

MECHANICAL:

LIFE:	15,000 CYCLES
ACTUATION FORCE:	400 ±150 GRAMS

MATERIAL:

ACTUATOR:	PBT, UL94V–0
HOUSING:	STEEL, TIN PLATED
CONTACTS:	PHOSPHOR BRONZE
TERMINALS:	BRASS
PLATING:	CONTACT AREA – GOLD OR SILVER OVER NICKEL TERMINATION AREA – TIN OVER NICKEL.

ENVIRONMENTAL:

OPERATING TEMPERATURE: –40°C TO +85°C

NOTE: 'X' IN PART NUMBER DENOTES PLATING:
1 – SILVER PLATING
3 – GOLD PLATING

TELECOM GRADE

SENIOR INDUSTRIES, INC.

			SYM.	DATE:	DESCRIPTION OF REVISIONS:	DRAWN:	APPD:
DESIGNED:			A	12.08.94	NEW	JF	JF
DRAWN:	TSF	11/28/98	B	08.22.99	Draft	JF	JF
CHECKED:	GAT	09/09/05	C	08.22.99	Transfer from original factory drawing to CAD	RB	JF
APPROVED:	JF	11/03/05	D	08.25.05	New Index, Spec Updates, Notes Corrected	KO	JF
			E	. .			

3RD ANGLE		UNIT:	mm	SCALE:	2:1	REV.	D

TOLERANCE:
TO 1 DECIMAL PLACE: ±.2
TO 2 DECIMAL PLACES: ±.10
AS ANGLES: ±1/2°

PART NO:	12SL5UX
TITLE:	SLIDE SWITCH
SHEET:	1 OF 1