

1	2	3	4	5
COMPONENT SPECIFICATION		USE OR REPRODUCTION OF THIS DRAWING FOR THE PURPOSE OF MANUFACTURING THIS ARTICLE OR ANY ARTICLES SHOWN FOR ANY PURPOSE IS STRICTLY PROHIBITED WITHOUT WRITTEN PERMISSION FROM SENIOR INDUSTRIES, INC.		

SPECIFICATIONS

ELECTRICAL:

CONTACT RATING: 300 mA @ 125 VAC
 CONTACT RESISTANCE: 20 MILLIOHMS MAX.
 INSULATION RESISTANCE: 100 MEGOHMS MIN. @ 500 VDC
 DIELECTRIC STRENGTH: 500 V RMS

MECHANICAL:

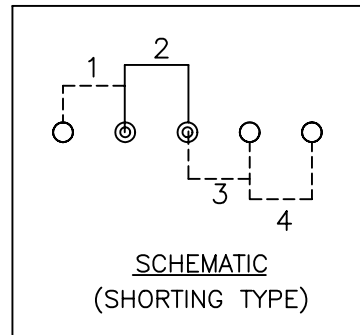
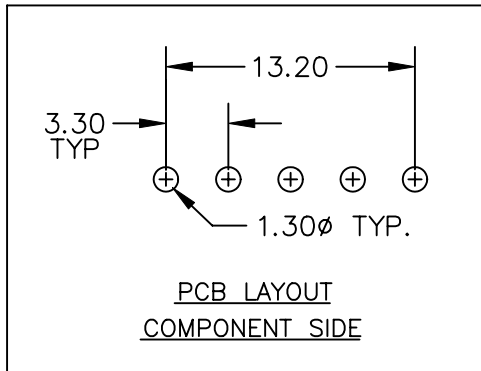
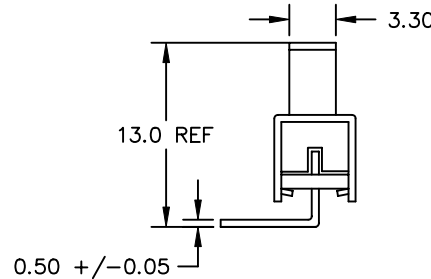
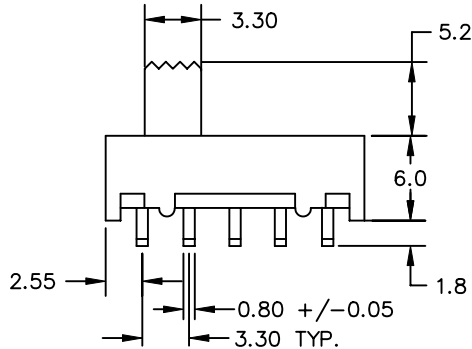
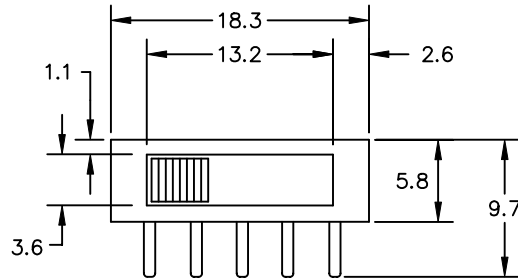
LIFE: 15,000 CYCLES
 ACTUATION FORCE: 400 ±150 GRAMS

MATERIAL:

ACTUATOR: PBT, UL94V-0
 HOUSING: STEEL, TIN PLATED
 CONTACTS: PHOSPHOR BRONZE
 TERMINALS: BRASS
 PLATING: CONTACT AREA - GOLD OR SILVER OVER NICKEL
 TERMINATION AREA - TIN OVER NICKEL.

ENVIRONMENTAL:

OPERATING TEMPERATURE: -40°C TO +85°C



NOTE: 'X' IN PART NUMBER DENOTES PLATING:
 1 - SILVER PLATING
 3 - GOLD PLATING

TELECOM GRADE



SENIOR INDUSTRIES, INC.

DESIGNED:			SYM.	DATE:	DESCRIPTION OF REVISIONS:	DRAWN:	APPD:	TOLERANCE:	PART NO:	14SL2RX
DRAWN:	TSF	11/28/98	▲	05.31.94	NEW	JF	JF			
CHECKED:	GAT	10/17/05	▲	06.08.94	Removed title block in corner	JF	JF	TO 1 DECIMAL PLACE: ±.2 TO 2 DECIMAL PLACES: ±.10	TITLE:	SLIDE SWITCH
APPROVED:	JF	11/03/05	▲	02.10.00	Transfer original factory drawing to CAD	RB	JF			
			▲	08.26.05	New Index, Spec Updates, Notes Corrected	KO	JF	AS ANGLES: ±1/2°	SHEET:	1 OF 1
3RD ANGLE		UNIT:	mm	SCALE:	2:1	REV.	E			