

COMPONENT SPECIFICATION

USE OR REPRODUCTION OF THIS DRAWING FOR THE PURPOSE OF MANUFACTURING THIS ARTICLE OR ANY ARTICLES SHOWN FOR ANY PURPOSE IS STRICTLY PROHIBITED WITHOUT WRITTEN PERMISSION FROM SENIOR INDUSTRIES, INC.

SPECIFICATIONS

ELECTRICAL:

CONTACT RATING: 300 mA @ 125 VAC  
 CONTACT RESISTANCE: 20 MILLIOHMS MAX.  
 INSULATION RESISTANCE: 100 MEGOHMS MIN. @ 500 VDC  
 DIELECTRIC STRENGTH: 500 V RMS

MECHANICAL:

LIFE: 15,000 CYCLES  
 ACTUATION FORCE: 400 ±150 GRAMS

MATERIAL:

ACTUATOR: PBT, UL94V-0  
 HOUSING: STEEL, TIN PLATED  
 CONTACTS: PHOSPHOR BRONZE  
 TERMINALS: BRASS  
 PLATING: GOLD OR SILVER OVER NICKEL

ENVIRONMENTAL:

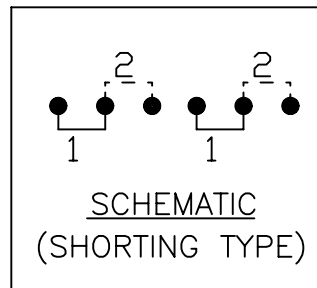
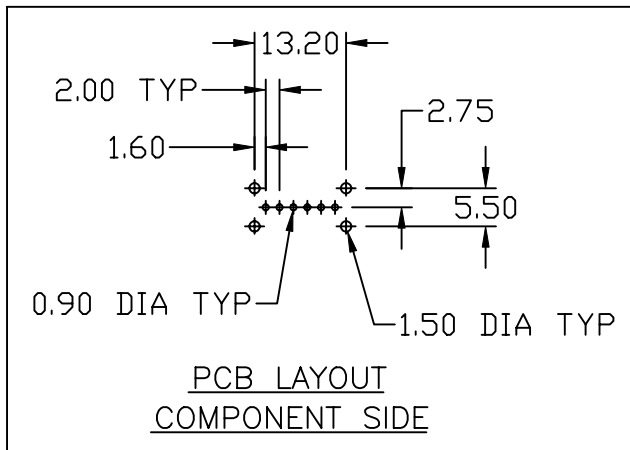
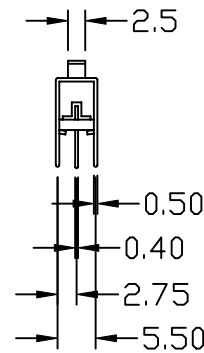
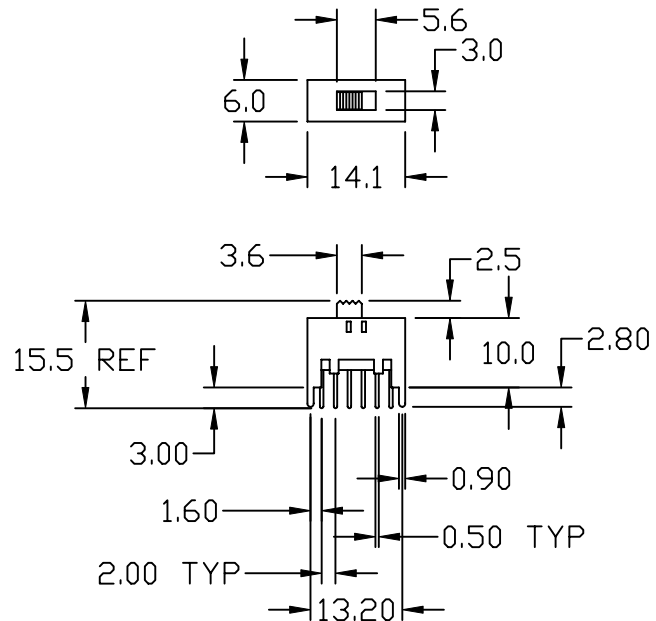
OPERATING TEMPERATURE: -40°C TO +85°C

NOTE: 'X' IN PART NUMBER DENOTES PLATING:  
 1 - SILVER PLATING  
 3 - GOLD PLATING



**SENIOR INDUSTRIES, INC.**

TELECOM GRADE



DESIGNED:			SYM.	DATE:	DESCRIPTION OF REVISIONS:	DRAWN:	APPD:
DRAWN:	TSF	01/12/99	▲	01.30.99	Transfer original drawing to CAD format	TF	JF
CHECKED:	GAT	10/26/05	▲	08.26.05	New Index, Spec Updates, Notes Corrected	KO	JF
APPROVED:	JF	11/04/05	▲	.			
			▲	.			
			▲	.			

TOLERANCE:	PART NO:	22MS1UX
TO 1 DECIMAL PLACE: ±.2	TITLE:	SLIDE SWITCH
TO 2 DECIMAL PLACES: ±.10	SHEET:	1 OF 1

3RD ANGLE		UNIT:	mm	SCALE:	1:1	REV.	C
-----------	--	-------	----	--------	-----	------	---

AS ANGLES:	±1/2°
------------	-------