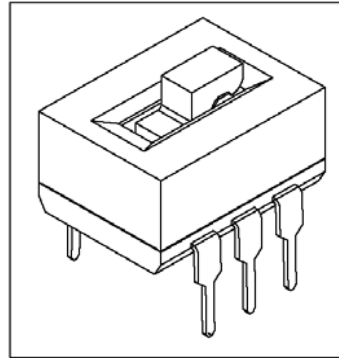
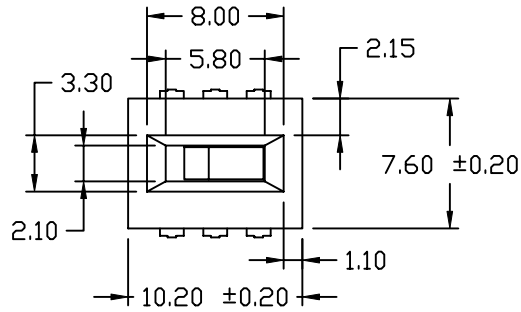


COMPONENT SPECIFICATION

USE OR REPRODUCTION OF THIS DRAWING FOR THE PURPOSE OF MANUFACTURING THIS ARTICLE OR ANY ARTICLES SHOWN FOR ANY PURPOSE IS STRICTLY PROHIBITED WITHOUT WRITTEN PERMISSION FROM SENIOR INDUSTRIES, INC.

SPECIFICATIONS



ELECTRICAL:

CONTACT RATING: 300 mA @ 125 VAC
 CONTACT RESISTANCE: 20 MILLIOHMS MAX.
 INSULATION RESISTANCE: 100 MEGOHMS MIN. @ 500 VDC
 DIELECTRIC STRENGTH: 500 V RMS

MECHANICAL:

LIFE: 15,000 CYCLES
 ACTUATION FORCE: 400 ±150 GRAMS

MATERIAL:

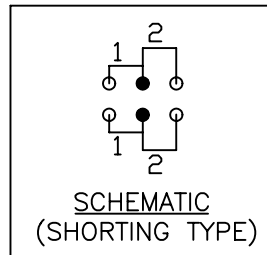
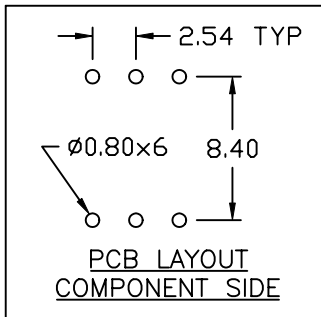
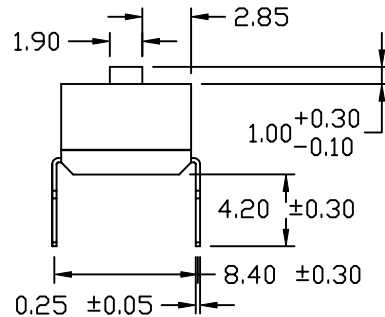
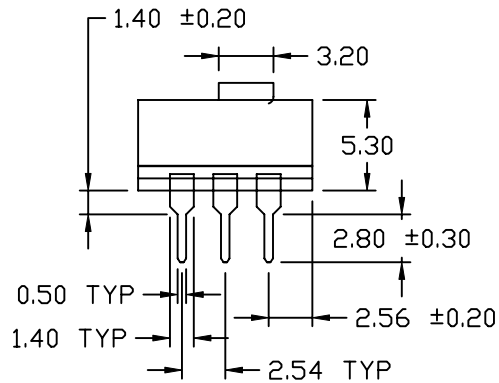
HOUSING: PBT G30, UL94V-0
 ACTUATOR: VALOX 357, UL94V-0
 MOVING CONTACT: PHOSPHOR BRONZE
 CONTACT CARRIER: MARANYL NYLON 6/6 G8.1, UL94V-0
 FIXED CONTACT/TERMINAL: BRASS
 PLATING: CONTACT AREA - GOLD OR SILVER OVER NICKEL
 TERMINATION AREA - TIN OVER NICKEL.

ENVIRONMENTAL:

OPERATING TEMPERATURE: -40°C TO +85°C

NOTES:

- SWITCH WITHSTANDS AQUEOUS OR SOLVENT CLEANING PROCESSES.
- SWITCH IS AUTO INSERTABLE - INITIALLY PROVIDED WITH RECESSED ACTUATOR AND TAPE SEAL ON TOP. TAPE IS REMOVED AFTER ASSEMBLY TO P.C.B. AND ACTUATOR IS RAISED IN A LATCHED, EXTENDED POSITION.
- 'X' IN PART NUMBER DENOTES PLATING: 1 - SILVER PLATING
3 - GOLD PLATING



TELECOM GRADE



SENIOR INDUSTRIES, INC.

DESIGNED:			SYM.	DATE:	DESCRIPTION OF REVISIONS:	DRAWN:	APPD:	TOLERANCE:	PART NO:	22SAS1UX
DRAWN:	HV	05/14/93	▲	04.03.98	Added note	JF	JF	TO 1 DECIMAL PLACE: ±.3 TO 2 DECIMAL PLACES: ±.12	TITLE:	SEALED SLIDE SWITCH
CHECKED:	GAT	10/26/05	▲	12.28.01	Notes 2 and 3 added	RB	TF		SHEET:	1 OF 1
APPROVED:	JF	11/04/05	▲	08.29.05	Index, Notes updated; Specs, Schem, PCB added	GAT	JF	AS ANGLES:	±1/2°	
3RD ANGLE		UNIT:	mm	SCALE:	4:1	REV.	D			