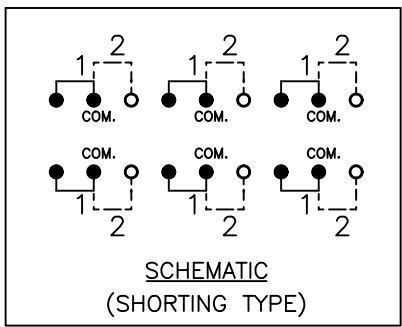
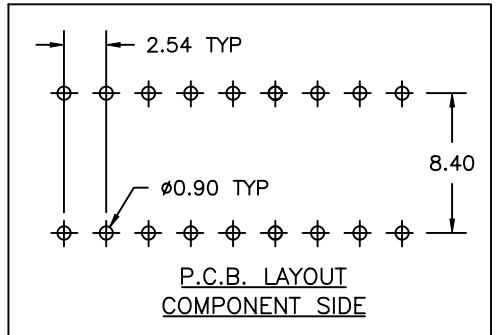
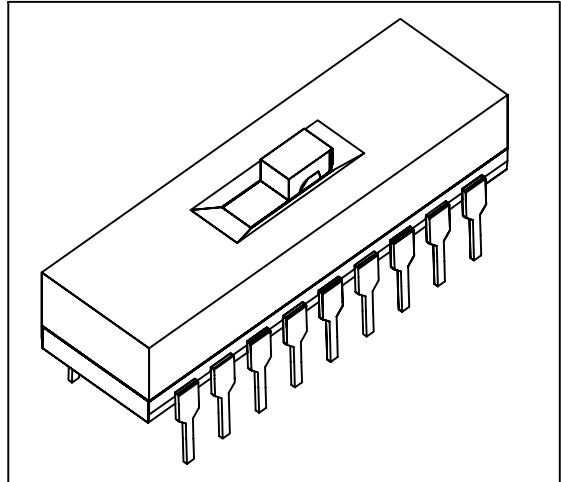
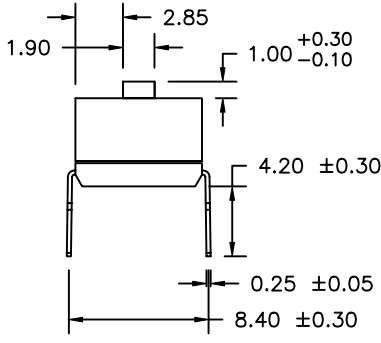
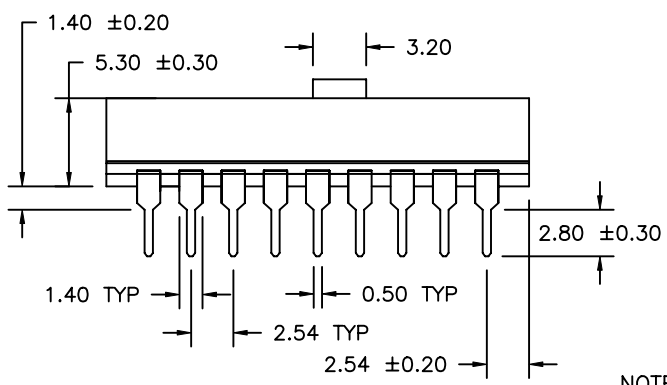
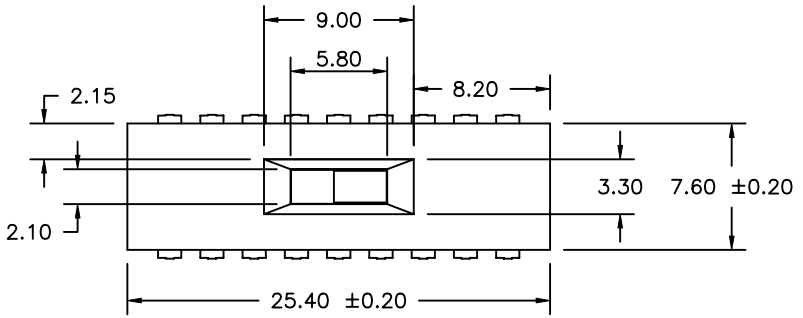


1	2	3	4	5
COMPONENT SPECIFICATION	USE OR REPRODUCTION OF THIS DRAWING FOR THE PURPOSE OF MANUFACTURING THIS ARTICLE OR ANY ARTICLES SHOWN FOR ANY PURPOSE IS STRICTLY PROHIBITED WITHOUT WRITTEN PERMISSION FROM SENIOR INDUSTRIES, INC.			



**NOTES:**

1. SWITCH WITHSTANDS AQUEOUS OR SOLVENT CLEANING PROCESSES.
2. SWITCH IS AUTO INSERTABLE -  
- INITIALLY PROVIDED WITH RECESSED ACTUATOR AND TAPE SEAL ON TOP. TAPE IS REMOVED AFTER ASSEMBLY TO P.C.B. AND ACTUATOR IS RAISED IN A LATCHED, EXTENDED POSITION.
3. 'X' IN PART NUMBER DENOTES PLATING:  
1 - SILVER PLATING  
3 - GOLD PLATING

TELECOM GRADE



DESIGNED:			SYM.	DATE:	DESCRIPTION OF REVISIONS:	DRAWN:	APPD:	TOLERANCE:	PART NO:	762SAS1UX
DRAWN:	HV	05/10/93	▲	04.06.94	NOTE ADDED	JF	JF			
CHECKED:	GAT	12/02/05	▲	12.31.01	ADDED NOTE 2 & 3	RB	TF	TO 2 DECIMAL PLACES: ±.10	SCALE	1 OF 2
APPROVED:	JF	12/02/05	▲	12.02.05	New indicator, Notes corrected, Spec added	GAT	JF			
3RD ANGLE		UNIT:	mm	SCALE:	3:1	REV.	D			

1 | 2 | 3 | 4 | 5

COMPONENT SPECIFICATION

USE OR REPRODUCTION OF THIS DRAWING FOR THE PURPOSE OF MANUFACTURING THIS ARTICLE OR ANY ARTICLES SHOWN FOR ANY PURPOSE IS STRICTLY PROHIBITED WITHOUT WRITTEN PERMISSION FROM SENIOR INDUSTRIES, INC.

SPECIFICATIONS

ELECTRICAL:

CONTACT RATING: 300 mA @ 125 VAC  
 CONTACT RESISTANCE: 20 MILLIOHMS MAX.  
 INSULATION RESISTANCE: 100 MEGOHMS MIN. @ 500 VDC  
 DIELECTRIC STRENGTH: 500 V RMS

MECHANICAL:

LIFE: 15,000 CYCLES  
 ACTUATION FORCE: 400 ±150 GRAMS

MATERIAL:

HOUSING: PBT G30, UL94V-0  
 ACTUATOR: VALOX 357, UL94V-0  
 MOVING CONTACT: PHOSPHOR BRONZE  
 CONTACT CARRIER: MARANYL NYLON 6/6 G8.1, UL94V-0  
 FIXED CONTACT/TERMINAL: BRASS  
 PLATING: CONTACT AREA - GOLD OR SILVER OVER NICKEL  
 TERMINATION AREA - TIN OVER NICKEL.

ENVIRONMENTAL:

OPERATING TEMPERATURE: -40°C TO +85°C



**SENIOR INDUSTRIES, INC.**

DESIGNED:			SYM.	DATE:	DESCRIPTION OF REVISIONS:	DRAWN:	APPD:	TOLERANCE:	PART NO:	62SAS1UX
DRAWN:	HV	05/10/93	▲	04.06.94	NOTE ADDED	JF	JF			
CHECKED:	GAT	12/02/05	▲	12.31.01	ADDED NOTE 2 & 3	RB	TF	TO 1 DECIMAL PLACE: ±	TITLE:	SEALED SLIDE SWITCH
APPROVED:	JF	12/02/05	▲	12.02.05	New indicator, Notes corrected, Spec added	GAT	JF	TO 2 DECIMAL PLACES: ±		
3RD ANGLE		UNIT:	mm	SCALE:		REV.	D	AS ANGLES: ±	SCALE	2 OF 2