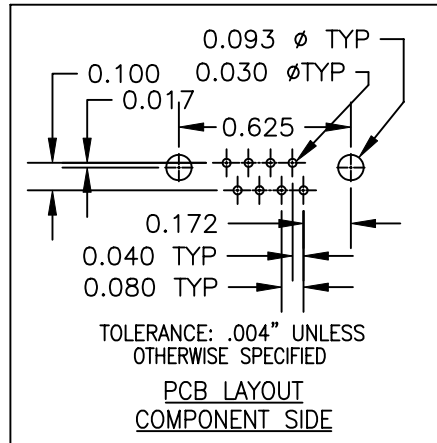
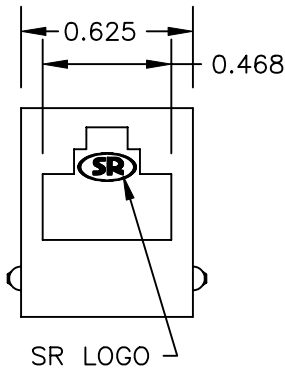


COMPONENT SPECIFICATION

USE OR REPRODUCTION OF THIS DRAWING FOR THE PURPOSE OF MANUFACTURING THIS ARTICLE OR ANY ARTICLES SHOWN FOR ANY PURPOSE IS STRICTLY PROHIBITED WITHOUT WRITTEN PERMISSION FROM SENIOR INDUSTRIES, INC.

SPECIFICATIONS



ELECTRICAL:

CONTACT RATING: 1.5A AT 125 VAC
 CONTACT RESISTANCE: 30 MILLIOHMS MAX.
 INSULATION RESISTANCE: 500 MEGOHMS MIN. AT 500 VDC
 DIELECTRIC STRENGTH: 1000 VRMS FOR 1 MINUTE

MECHANICAL:

LIFE: 750 CYCLES MIN.

ENVIRONMENTAL:

OPERATING TEMPERATURE: 0°C TO 70°C
 STORAGE TEMPERATURE: -40°C TO +85°C

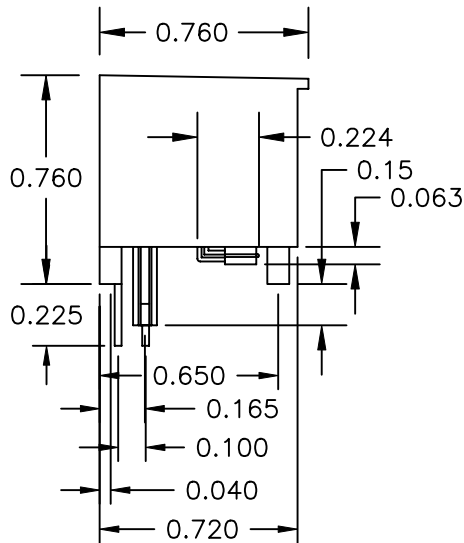
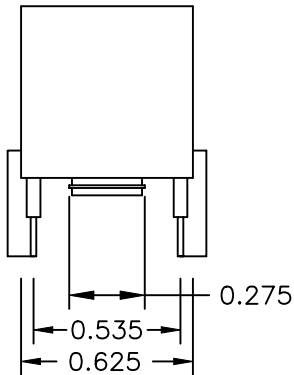
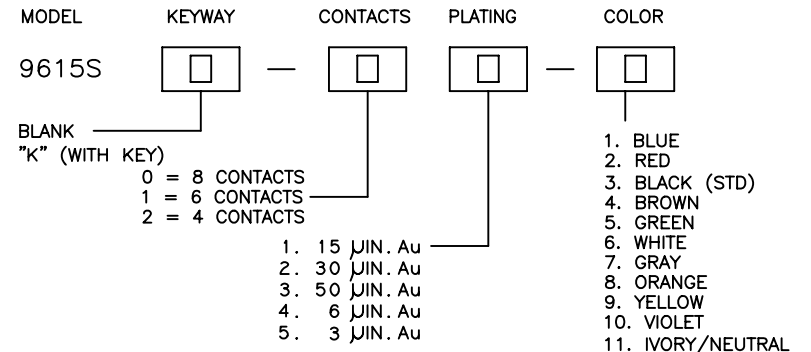
MATERIAL:

HOUSING: GLASS FILLED POLYESTER, UL94V-0
 TERMINALS: PHOSPHOR BRONZE, 0.35t
 PLATING: CONTACT AREA - SELECTIVE GOLD PLATING OVER NICKEL OVER TIN
 TERMINATION AREA -100 μ IN. TIN OVER NICKEL
 SHORTING BARS -GOLD OVER NICKEL

REGULATORY:

UL AND CANADA RECOGNIZED COMPONENT. UL/CUL FILE NO. E147880.

PART NUMBER BUILDER:



- NOTES: 1. SHORTING PIN 1 TO PIN 4
 2. SHORTING PIN 2 TO PIN 5



DESIGNED:			SYM.	DATE:	DESCRIPTION OF REVISIONS:	DRAWN:	APPD:	TOLERANCE:	PART NO:	9615S-XX-X
DRAWN:	RB	04/27/00		09.09.98	NEW	TF	JF	TO 2 DECIMAL PLACE: \pm .015	TITLE:	MODULAR JACK
CHECKED:	GAT	12/16/05		01.13.99	Added Leads/Lead dims, PCB torer., Notes	JAC	JF			
APPROVED:	JF	12/20/05		02.12.99	Added SR Logo	TF	JF	TO 3 DECIMAL PLACES: \pm .010	SHEET:	1 OF 1
				04.17.00	Updated Specifications	RB	JF			
				07.21.05	New Index, PN Builder Corrected	KO	JF	AS ANGLES:		
3RD ANGLE		UNIT:	mm	SCALE:	2:1	REV:	E			