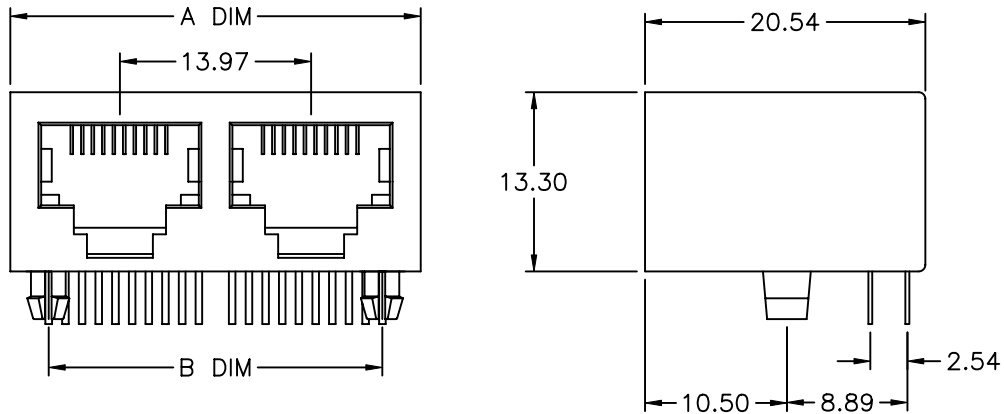
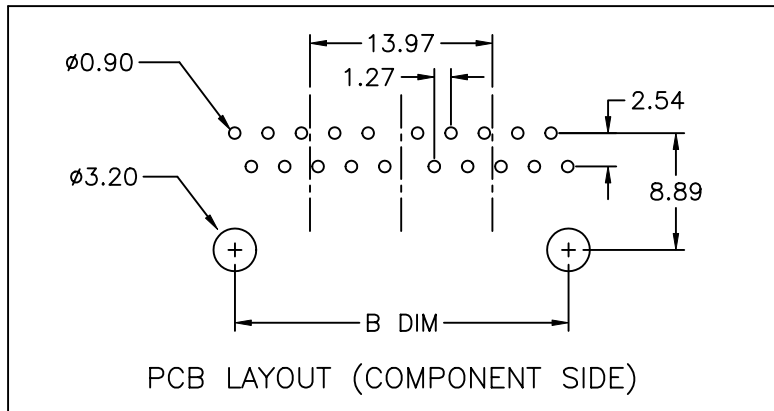


|                         |  |   |                |   |
|-------------------------|--|---|----------------|---|
| 1                       | 2  | 3 | 4              | 5 |
| COMPONENT SPECIFICATION | USE OR REPRODUCTION OF THIS DRAWING FOR THE PURPOSE OF MANUFACTURING THIS ARTICLE OR ANY ARTICLES SHOWN FOR ANY PURPOSE IS STRICTLY PROHIBITED WITHOUT WRITTEN PERMISSION FROM SENIOR INDUSTRIES, INC. |   | SPECIFICATIONS |   |



| DIMENSION | NUMBER OF PORTS |       |       |       |       |        |        |  |
|-----------|-----------------|-------|-------|-------|-------|--------|--------|--|
|           | 2               | 3     | 4     | 5     | 6     | 7      | 8      |  |
| A         | 30.40           | 44.37 | 58.34 | 72.31 | 86.28 | 100.25 | 114.22 |  |
| B         | 25.40           | 39.37 | 53.34 | 67.31 | 81.28 | 95.25  | 109.22 |  |



**ELECTRICAL:**

CONTACT RATING: 1.5A AT 125 VAC  
 CONTACT RESISTANCE: 30 MILLIOHMS MAX.  
 INSULATION RESISTANCE: 500 MEGOHMS MIN. AT 500 VDC  
 DIELECTRIC STRENGTH: 1000 VRMS FOR 1 MINUTE

**MECHANICAL:**

LIFE: 750 CYCLES MIN.


**ENVIRONMENTAL:**

OPERATING TEMPERATURE: 0°C TO +70°C  
 STORAGE TEMPERATURE: -40°C TO +85°C

**MATERIAL:**

HOUSING: GLASS FILLED POLYESTER, UL94V-0  
 TERMINALS: PHOSPHOR BRONZE, 0.35t  
 PLATING: CONTACT AREA - SELECTIVE GOLD PLATING OVER NICKEL OVER TIN  
 TERMINATION AREA - 100 µIN TIN OVER NICKEL

**PART NUMBER BUILDER:**



- MODEL: SGJ4 — PORTS: 2 THROUGH 8 — CONTACTS: 4,6,8 OR 10 — PLATING: 1. 15 µIN. Au, 2. 30 µIN. Au, 3. 50 µIN. Au, 4. 6 µIN. Au, 5. 3 µIN. Au — COLOR: 1. BLUE, 2. RED, 3. BLACK (STD), 4. BROWN, 5. GREEN, 6. WHITE, 7. GRAY, 8. ORANGE, 9. YELLOW, 10. VIOLET, 11. IVORY/NEUTRAL



|           |     |          |      |            |   |        |       |                  |          |            |
|-----------|-----|----------|------|------------|---|--------|-------|------------------|----------|------------|
| DESIGNED: |     |          | SYM. | DATE:      | DESCRIPTION OF REVISIONS:                   | DRAWN: | APPD: | TOLERANCE:       | PART NO: | SGJ4-XXX-X |
| DRAWN:    | RB  | 11/21/00 | ▲    | 03.14.01   | NEW   | RB     | JF    |                  |          |            |
| CHECKED:  | GAT | 03/07/06 | ▲    | 08.09.05   | New Index, PN Builder Corrected, Lead rem'd | KO     | JF    | AS ANGLES: ±1/2° | SHEET:   | 1 OF 1     |
| APPROVED: | JF  | 03/07/06 | ▲    | 03.07.08   | General view of part updated                | GAT    | JF    |                  |          |            |
| 3RD ANGLE |     | UNIT: mm |      | SCALE: 2:1 |   | REV: C |       |                  |          |            |