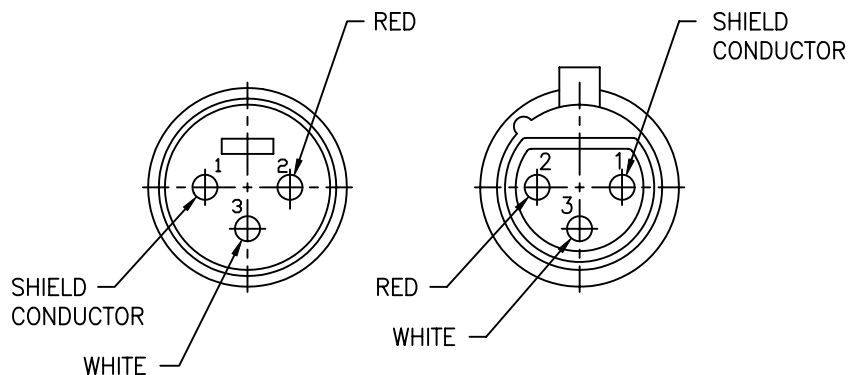
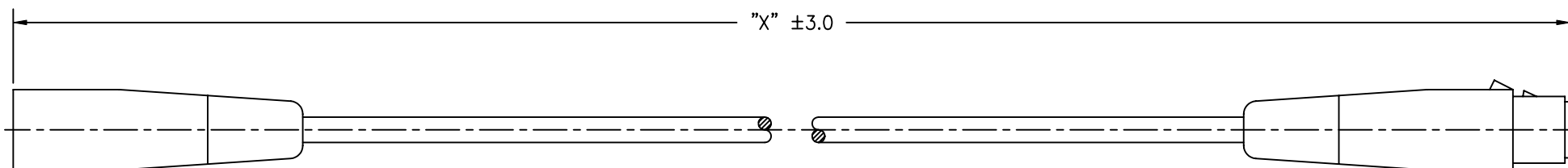


UNLESS OTHERWISE SPECIFIED, ALL DIMENSIONS ARE IN INCHES WITH METRIC IN BRACKETS. TO 2 DEC. PLS. ?
 TO 3 DEC. PLS. ?
 AS ANGLES ?

ISSUE	DATE
D	03/14/95
E	05/30/95
F	07/29/98



WIRING SCHEMATIC
 SCALE: 2/1

NOTES:

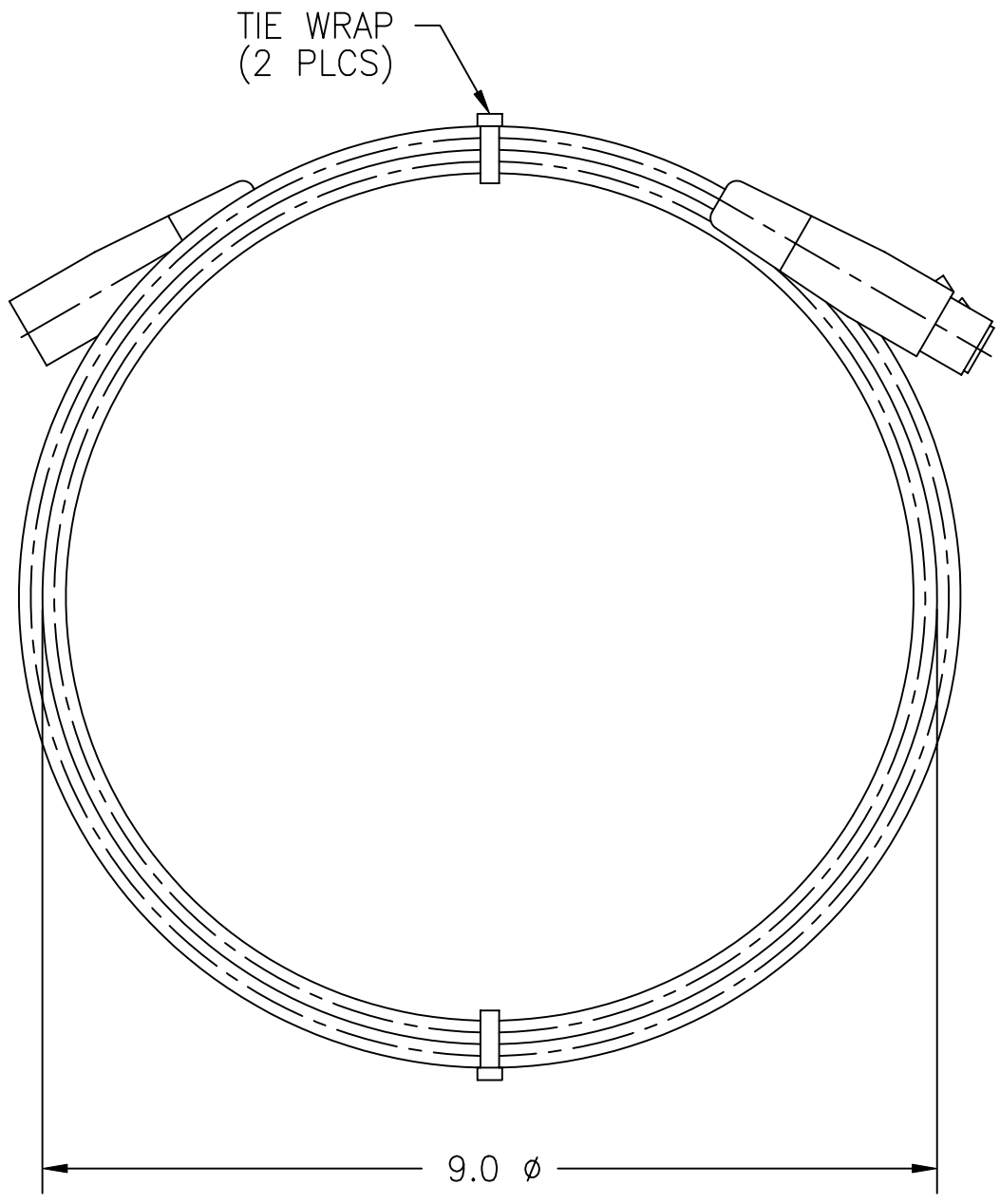
1. PINS MUST BE FLUXED PRIOR TO SOLDERING.
2. SOLDER SHALL BE 60/40, TIN/LEAD.
3. SOLDER JOINTS SHALL BE SMOOTH.
4. SOLDER JOINTS SHALL BE COVERED WITH INSULATING MATERIAL.
5. INSERTS SHALL BE FREE OF BURN MARKS.
6. CABLE ASSEMBLIES SHALL CONFORM TO SPECIFICATION SR1120A.



TITLE: MICROPHONE CABLE		PART NO: SI-345-X	
DATE: 12/10/93	DRAWN: GAM	CHKD:	SCALE: 1/1 SHEET: 1 OF 2

UNLESS OTHERWISE SPECIFIED, ALL DIMENSIONS ARE IN INCHES WITH METRIC IN BRACKETS. TO 2 DEC. PLS. ?
TO 3 DEC. PLS. ?
AS ANGLES ?

ISSUE	DATE
D	03/14/95
E	05/26/95



NOTES:

- 1. COIL SHALL BE ROUND.



TITLE: PACKAGING		PART NO: SI-345-X	
DATE: 12/10/93	DRAWN: GAM	SCALE: 1/2	SHEET: 2 OF 2