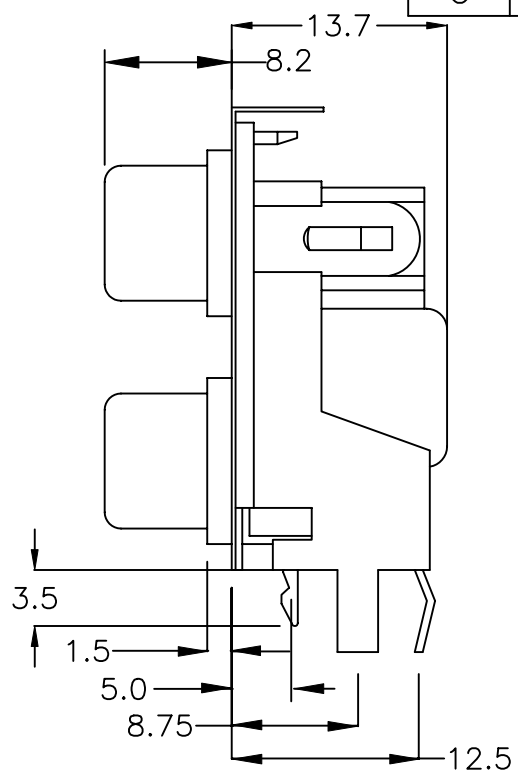
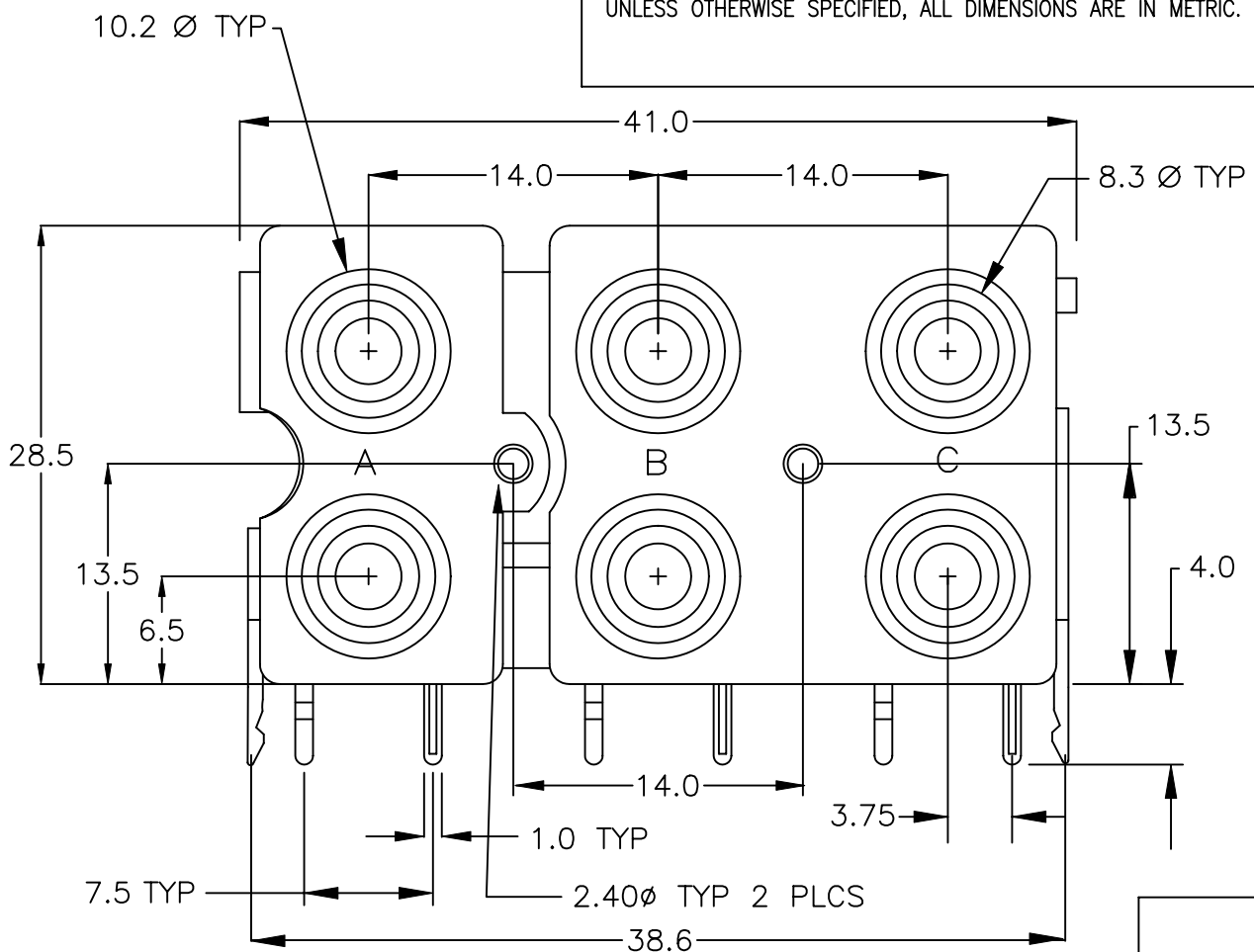


UNLESS OTHERWISE SPECIFIED, ALL DIMENSIONS ARE IN METRIC.

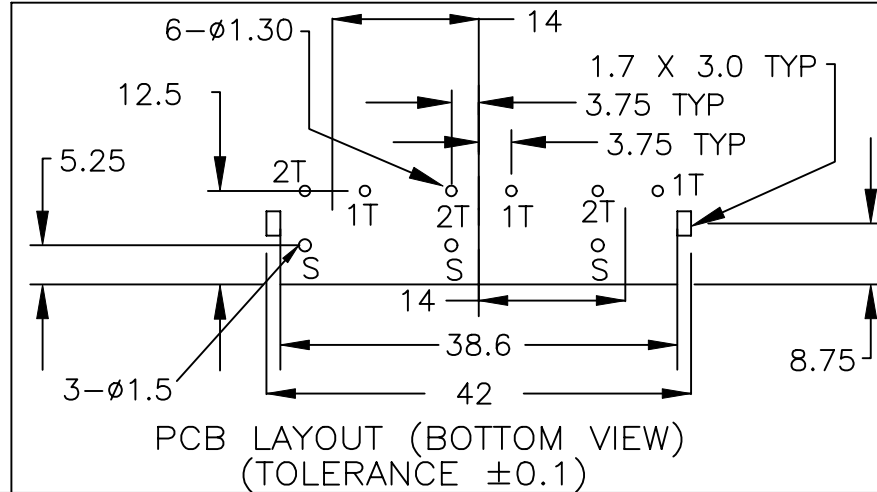
TO 1 DECIMAL PLACE ±0.3
 TO 2 DECIMAL PLACES ±0.13
 AS ANGLES ±1/2°

ISSUE	DATE
B	01/25/01
C	04/27/01



NOTE: FIRST 'X' IN PART NO. DENOTES COLOR CODE FOR A.
 SECOND 'X' IN PART NO. DENOTES COLOR CODE FOR B.
 THIRD 'X' IN PART NO. DENOTES COLOR CODE FOR C.

5	SHIELD	BRASS - 0.2MM t - NICKEL PLATED
4	TERMINAL	BRASS - 0.4MM t - TIN PLATED
3	SLEEVE	BRASS - 0.4MM t - TIN/LEAD PLATED
2	INSULATOR	ABS - UL94HB - SELECT COLOR
1	HOUSING	ABS - UL94HB - BLACK
ITEM	DESCRIPTION	MATERIAL



TITLE: PHONO JACK		PART NO: SI-377S-XXX		
DATE: 04/27/00	DRAWN: RB	CHKD:	SCALE: 2/1	SHEET: 1 OF 2

UNLESS OTHERWISE SPECIFIED, ALL DIMENSIONS ARE IN METRIC.

TO 1 DECIMAL PLACE ±
TO 2 DECIMAL PLACES ±
AS ANGLES ±

ISSUE	DATE
B	01/25/01
C	04/27/01

SPECIFICATIONS

ELECTRICAL

CONTACT RESISTANCE: 30 MILLIOHMS MAX.
INSULATION RESISTANCE: 100 MEGOHMS MIN. AT 500 VDC
DIELECTRIC STRENGTH: 500VAC FOR 1 MINUTE

MECHANICAL

INSERTION FORCE: 3.0 Kg MAX.
WITHDRAWAL FORCE: 0.8 – 3.0 Kg
LIFE: 5000 CYCLES MIN.

COLOR CODE

1 – BLUE	6 – WHITE
2 – RED	7 – GRAY
3 – BLACK	8 – ORANGE
4 – BROWN	9 – YELLOW
5 – GREEN	0 – VIOLET



TITLE: PHONO JACK		PART NO: SI-377S-XXX		
DATE: 04/27/00	DRAWN: RB	CHKD:	SCALE: N/A	SHEET: 2 OF 2