

COMPONENT SPECIFICATION

USE OR REPRODUCTION OF THIS DRAWING FOR THE PURPOSE OF MANUFACTURING THIS ARTICLE OR ANY ARTICLES SHOWN FOR ANY PURPOSE IS STRICTLY PROHIBITED WITHOUT WRITTEN PERMISSION FROM SENIOR INDUSTRIES, INC.

SPECIFICATIONS:

MECHANICAL:

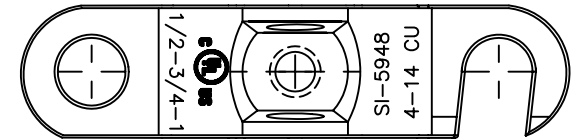
RANGE: #4 AWG SOLID COPPER WIRE
 #6-#14 AWG SOLID OR STRANDED COPPER WIRE
 INSTALLATION TORQUE: 20 IN-LBS MIN. - 35 IN-LBS MAX.
 AGENCY APPROVALS: UL/CUL FILE NO. E137532

MATERIAL:

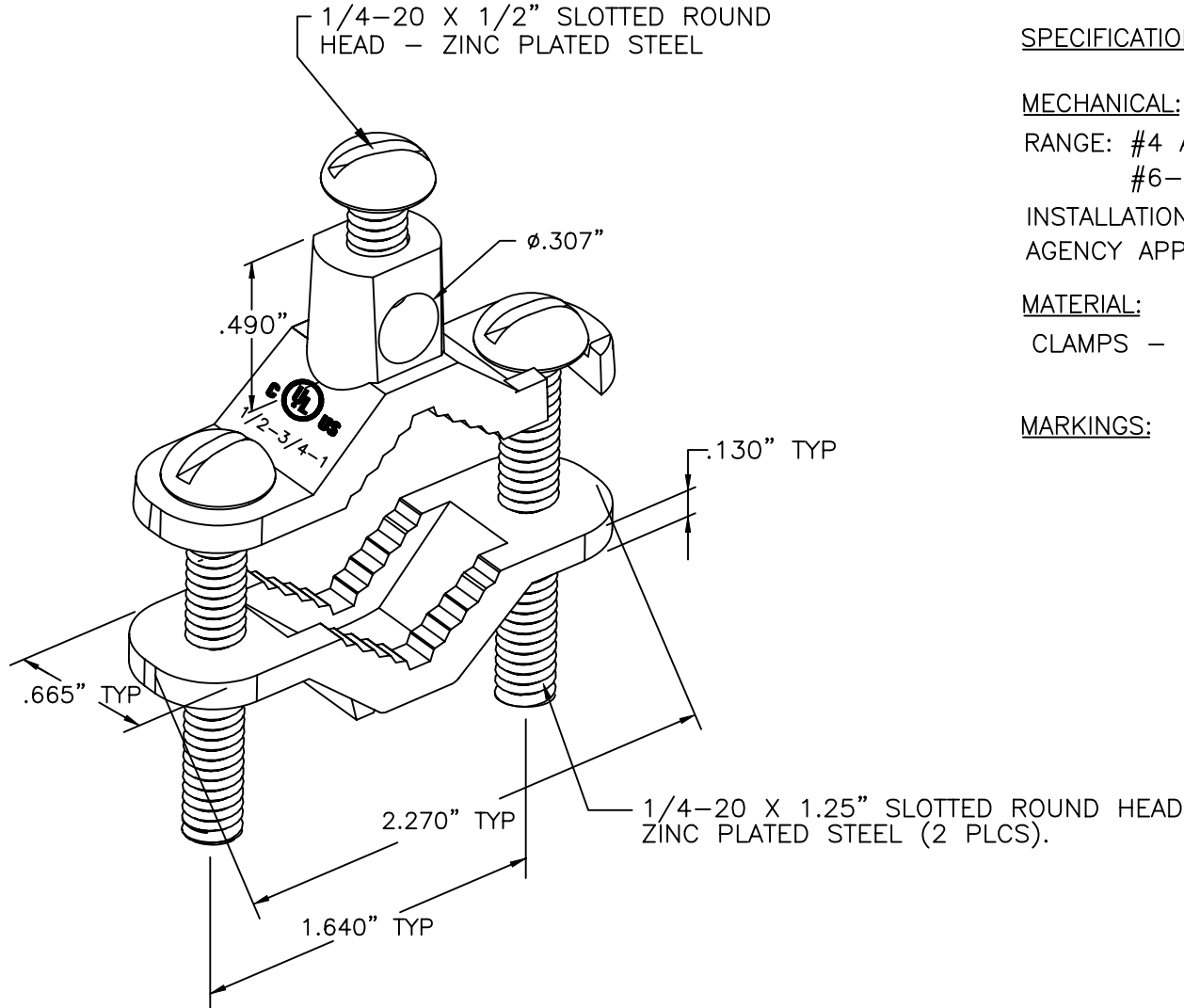

CLAMPS - COPPER ALLOY

MARKINGS:

TOP JAW:



LOWER JAW:



| | | | | | | | | | | |
|-----------|-----|----------|-------|----------|-----------------------------|--------|-------|-----------------------|----------|-------------------------------------|
| DESIGNED: | | | SYM. | DATE: | DESCRIPTION OF REVISIONS: | DRAWN: | APPD: | TOLERANCE: | PART NO: | SI-5948 |
| DRAWN: | GAT | 03/01/07 | ▲ | 09.04.07 | NEW | GAT | JF | TO 2 DECIMAL PLACE: ± | TITLE: | PIPE GROUND CLAMP (1/2"-3/4"-1") |
| CHECKED: | GAT | 12/30/08 | ▲ | 12.30.08 | CHANGED INSTALLATION TORQUE | GAT | JF | | | |
| APPROVED: | JF | 12/30/08 | ▲ | | | | | AS ANGLES: ± | SHEET: | 1 OF 1 |
| 3RD ANGLE | | | UNIT: | inches | SCALE: | REV. | B | | | |