

COMPONENT SPECIFICATION

USE OR REPRODUCTION OF THIS DRAWING FOR THE PURPOSE OF MANUFACTURING THIS ARTICLE OR ANY ARTICLES SHOWN FOR ANY PURPOSE IS STRICTLY PROHIBITED WITHOUT WRITTEN PERMISSION FROM SENIOR INDUSTRIES, INC.

SPECIFICATIONS

ELECTRICAL

CONTACT RATING: 250mA @ 130 VAC
 CONTACT RESISTANCE: 20 MILLIOHMS MAX.
 INSULATION RESISTANCE: 10,000 MEGOHMS MIN. @ 500 VDC
 DIELECTRIC STRENGTH: 500 VAC FOR 1 MINUTE

MECHANICAL

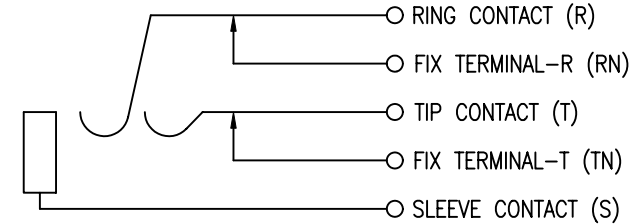
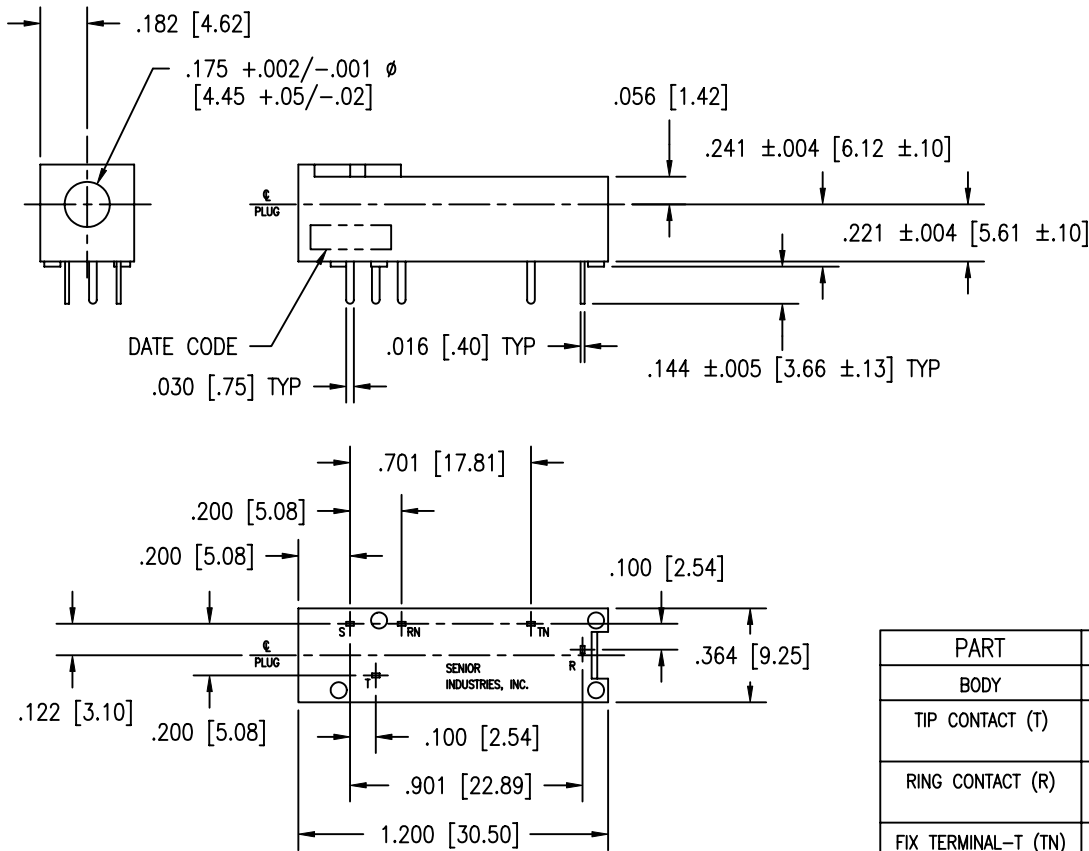
LIFE: 10,000 CYCLES
 INSERTION FORCE: 7.0 Lbs MAX.
 WITHDRAWAL FORCE: 1.5 Lbs MIN.

ENVIRONMENTAL

OPERATING TEMPERATURE: -40°C TO +85°C

REGULATORY:

UL RECOGNIZED COMPONENT. UL FILE NO. E147880.



SCHEMATIC

NOTE: 'X' IN PART NUMBER DENOTES HOUSING COLOR:

- | | |
|-----------------|--------------------|
| 1 - BLUE | 7 - GRAY |
| 2 - RED | 8 - ORANGE |
| 3 - BLACK (STD) | 9 - YELLOW |
| 4 - BROWN | 10 - VIOLET |
| 5 - GREEN | 11 - IVORY/NEUTRAL |
| 6 - WHITE | |

PART	QTY	MATERIAL/FINISH
BODY	1	PBT, 10% GLASS, UL94V-0
TIP CONTACT (T)	1	PHOSPHOR BRONZE, 100 MICROINCHES TIN. CROSS BAR: COPPER, 30 MICROINCHES MIN GOLD OVER 50 MICROINCHES MIN NICKEL.
RING CONTACT (R)	1	PHOSPHOR BRONZE, 100 MICROINCHES TIN. CROSS BAR: COPPER, 30 MICROINCHES MIN GOLD OVER 50 MICROINCHES MIN NICKEL.
FIX TERMINAL-T (TN)	1	PHOSPHOR BRONZE, 100 MICROINCHES TIN. CROSS BAR: COPPER, 30 MICROINCHES MIN GOLD OVER 50 MICROINCHES MIN NICKEL.
FIX TERMINAL-R (RN)	1	PHOSPHOR BRONZE, 100 MICROINCHES TIN. CROSS BAR: COPPER, 30 MICROINCHES MIN GOLD OVER 50 MICROINCHES MIN NICKEL.
SLEEVE CONTACT (S)	1	PHOSPHOR BRONZE, 100 MICROINCHES TIN. CROSS BAR: COPPER, 30 MICROINCHES MIN GOLD OVER 50 MICROINCHES MIN NICKEL.

RoHS COMPLIANT



SENIOR INDUSTRIES, INC.

DESIGNED:		SYM.	DATE:	DESCRIPTION OF REVISIONS:	DRAWN:	APPD:
DRAWN:	GAM	07/23/92	08.29.92	NEW	JF	JF
CHECKED:	GAT	09/20/05	02.21.96	PNcorr. Mat/finish updated. Show jack w/o cover	JF	JF
APPROVED:	JF	09/20/05	09.20.05	Part is RoHS compliant. New Indicator, Spec added	GAT	JF

TOLERANCE:

TO 2 DECIMAL PLACE: ±

TO 3 DECIMAL PLACES: ±.012 [.30]

AS ANGLES: ±

PART NO:

TITLE:

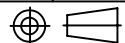
SHEET:

SI-BJ-0112-X

SINGLE BANTAM JACK

1 OF 1

3RD ANGLE



UNIT:

IN [mm]

SCALE:

2:1

REV:

C