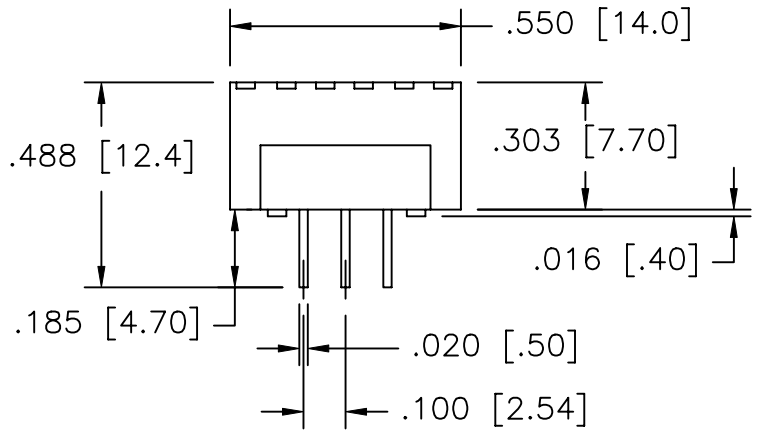
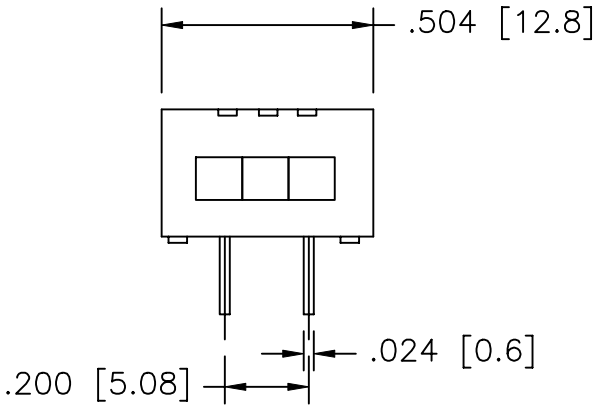


UNLESS OTHERWISE SPECIFIED, ALL DIMENSIONS ARE IN INCHES [MM].

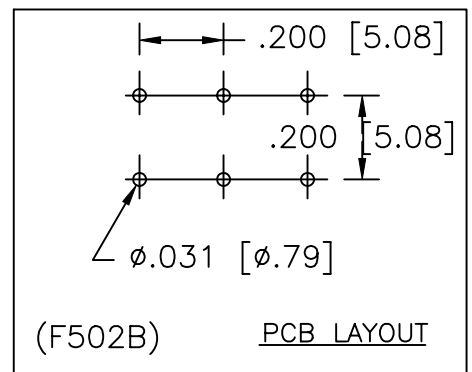
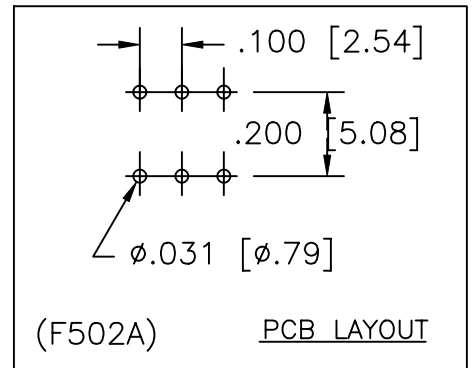
TO 1 DECIMAL PLACE ±.2
 TO 2 DECIMAL PLACES ±.10
 AS ANGLES ±

ISSUE	DATE
A	2/18/00



MODEL NO.	SWITCHING FUNCTION		
F502X	ON	NONE	ON
CONN. TERMS	2-1 5-4	OPEN	2-3 5-6
SCHEMATIC	DPDT		

NON-SHORTING TYPE



UNLESS OTHERWISE SPECIFIED, ALL DIMENSIONS ARE IN INCHES [MM].

TO 1 DECIMAL PLACE ±.2
TO 2 DECIMAL PLACES ±.10
AS ANGLES ±

ISSUE

DATE

A

2/18/00

SPECIFICATIONS

ELECTRICAL

CONTACT RATING:

SILVER: 3A @ 120 VAC OR 28 VDC, 1A @ 250 VAC
GOLD: 0.4 VA MAX. @ 20 V MAX. (AC OR DC)

CONTACT RESISTANCE:

SILVER: 10 MILLIOHMS MAX.
GOLD: 50 MILLIOHMS MAX.

INSULATION RESISTANCE: 1,000 MEGOHMS MIN. AT 500 VDC

DIELECTRIC STRENGTH: 1,000 VRMS

MINIMUM LOAD:

SILVER 100mA, 10VDC
GOLD 10mA, 50mVDC

BREAKING CAPACITY:

SILVER 1A, 250VAC
GOLD 100mA, 30VDC

MECHANICAL

LIFE: 20,000 CYCLES

ENVIRONMENTAL

OPERATING TEMPERATURE: -40°C TO +85°C

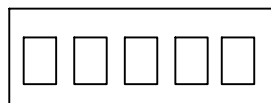
SERIES

MODEL NO.

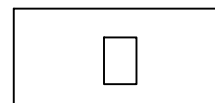
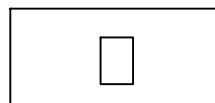
CONTACT PLATING

SEAL

SRMS



—



F502A
F502B

Q (SILVER)
R (GOLD)

BLANK
E (EPOXY)



TITLE: SLIDE SWITCH

PART NO: SRMS-F502X-XX

DATE: 2/1/00

DRAWN: TSF

CHKD:

SCALE: N/A

SHEET: 2 OF 2