

COMPONENT SPECIFICATION

USE OR REPRODUCTION OF THIS DRAWING FOR THE PURPOSE OF MANUFACTURING THIS ARTICLE OR ANY ARTICLES SHOWN FOR ANY PURPOSE IS STRICTLY PROHIBITED WITHOUT WRITTEN PERMISSION FROM SENIOR INDUSTRIES, INC.

NOTES:

'I' IN PART NUMBER DENOTES MOUNTING OPTION.

'I' - INSERTABLE

FIRST 'X' IN PART NUMBER DENOTES ACTUATOR HEIGHT.

'A' - DIM 'H' = 4.3mm

'B' - DIM 'H' = 5.0mm

'C' - DIM 'H' = 9.5mm

'D' - DIM 'H' = 13mm

SECOND 'X' IN PART NUMBER DENOTES OPERATING FORCE.

'A' - 130 gf; 'B' - 160 gf; 'C' - 260 gf; 'D' - 100 gf.

SPECIFICATIONS:

ELECTRICAL

CONTACT RATING: 50mA AT 12 VDC  
 CONTACT RESISTANCE: 100 MILLIOHMS MAX.  
 INSULATION RESISTANCE: 100 MEGOHMS MIN. AT 100 VDC  
 DIELECTRIC STRENGTH: 250 VAC FOR 1 MINUTE

MECHANICAL

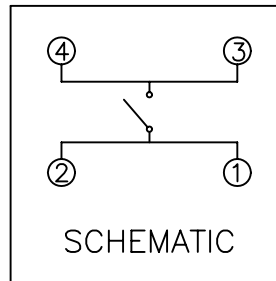
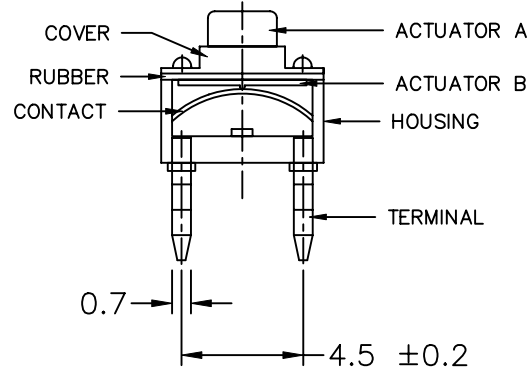
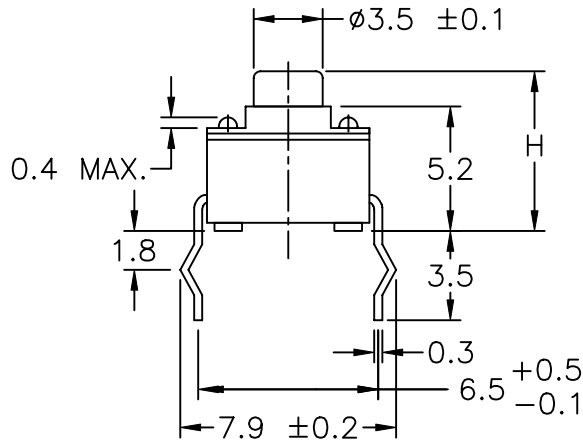
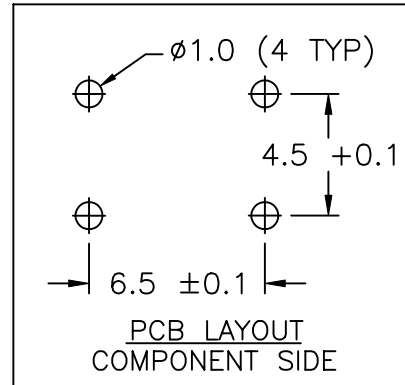
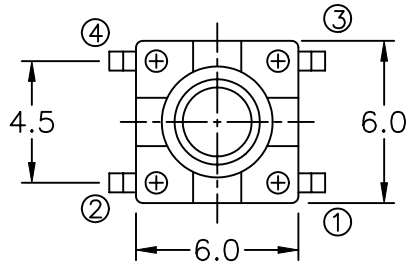
OPERATING LIFE: 300,000 CYCLES MIN.  
 TRAVEL: 0.25 +0.2/-0.1 mm  
 ACTUATOR WITHDRAWAL FORCE: 500gf MIN.

ENVIRONMENTAL

OPERATING TEMPERATURE: -20°C TO +70°C  
 STORAGE TEMPERATURE: -30°C TO +80°C

MATERIAL

HOUSING: NYLON 4/6, UL94HB, BLACK  
 ACTUATOR: NYLON 4/6, UL94HB, BLACK  
 COVER: NYLON 4/6, UL94HB, BLACK  
 TERMINALS: BRASS, SILVER PLATED  
 CONTACT: STAINLESS STEEL, SILVER CLAD  
 SEAL: RUBBER



**SENIOR INDUSTRIES, INC.**

DESIGNED:			SYM.	DATE:	DESCRIPTION OF REVISIONS:	DRAWN:	APPD:
			▲	08.10.10	NEW	GAT	JF
DRAWN:	GAT	08/10/10	▲	.	.		
CHECKED:	GAT	08/10/10	▲	.	.		
APPROVED:	JF	08/10/10	▲	.	.		

TOLERANCE:

PART NO:

SRT-KRS-0603S-1XX

TO 1 DECIMAL PLACE: ±.3

TITLE:

SEALED TACT SWITCH

TO 2 DECIMAL PLACES: ±.13

SHEET:

1 OF 1

3RD ANGLE

UNIT:

mm

SCALE:

4:1

REV:

A

AS ANGLES: ±1/2°